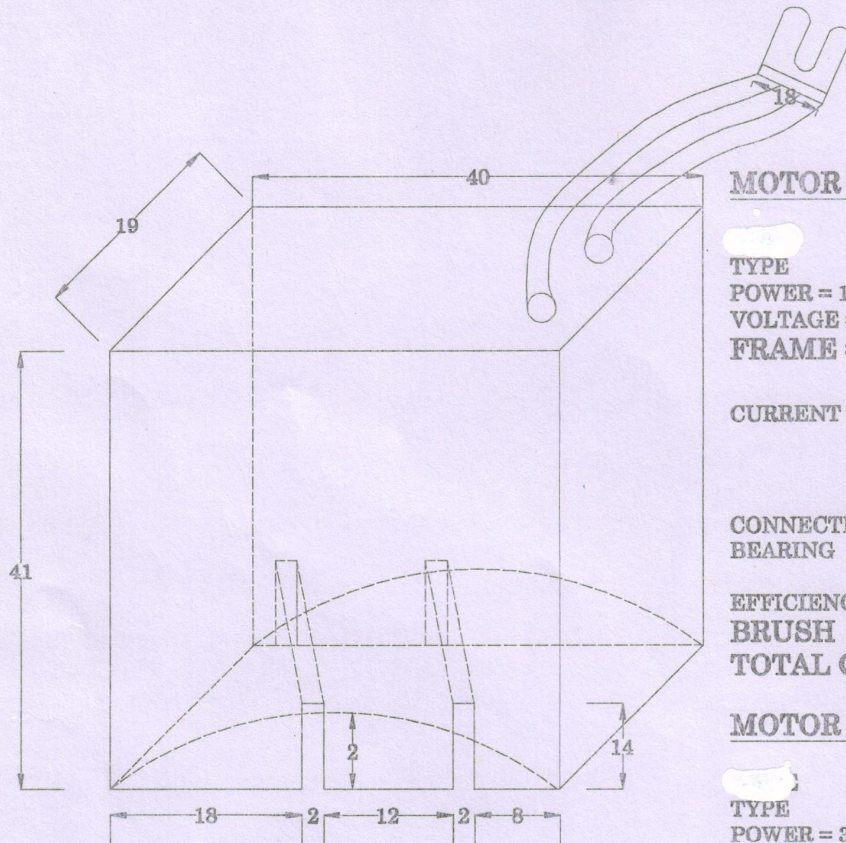
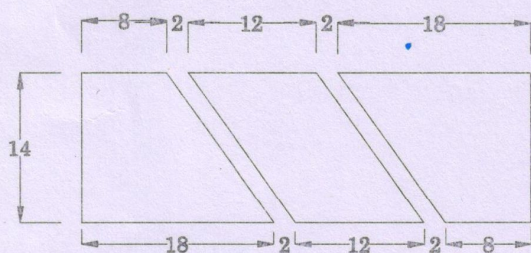


Annexure - A

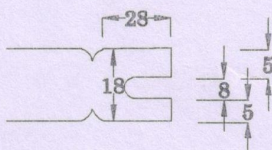
MILL MOTOR BRUSH



ISOMETRIC VIEW



BOTTOM VIEW



MOTOR DETAILS OF BALL MILL

TYPE : 3-Ø SLIP RING INDICATION MOTOR
 POWER = 1000KW : INSULATION CLASS - F
 VOLTAGE = 6.6KV
 FRAME = TPR450F : MACHINE NO. : 2081209 /
 & 2081209 / 2
 CURRENT = 110AMPS : SPEED = 1460

CACA (IPW55)

CONNECTION - Y (STAR)
 BEARING : DE / NU226C3
 ODE = NU221C3 + 6221C
 EFFICIENCY : 95%
 BRUSH : BE22Z1
 TOTAL QTY : 36 NOS.

MOTOR DETAILS OF ROD MILL

TYPE : 3-Ø SLIP RING INDICATION MOTOR
 POWER = 350KW : VOLTAGE = 6.6KV
 FRAME = TPR400E
 RV = 515 V : RA = 400 A
 MACHINE NO. : 2081210 / 1 & 2081210 / 2
 CURRENT = 39 AMPS : SPEED = 1480 RPM
 CONNECTION = STAR
 ENCLOSURE = CACA (IPW55)
 EFFICIENCY = 93.4 %
 MOUNTING = HORIZONTAL FOOT
 BRUSH : BE22Z1
 TOTAL QTY : 24 NOS.

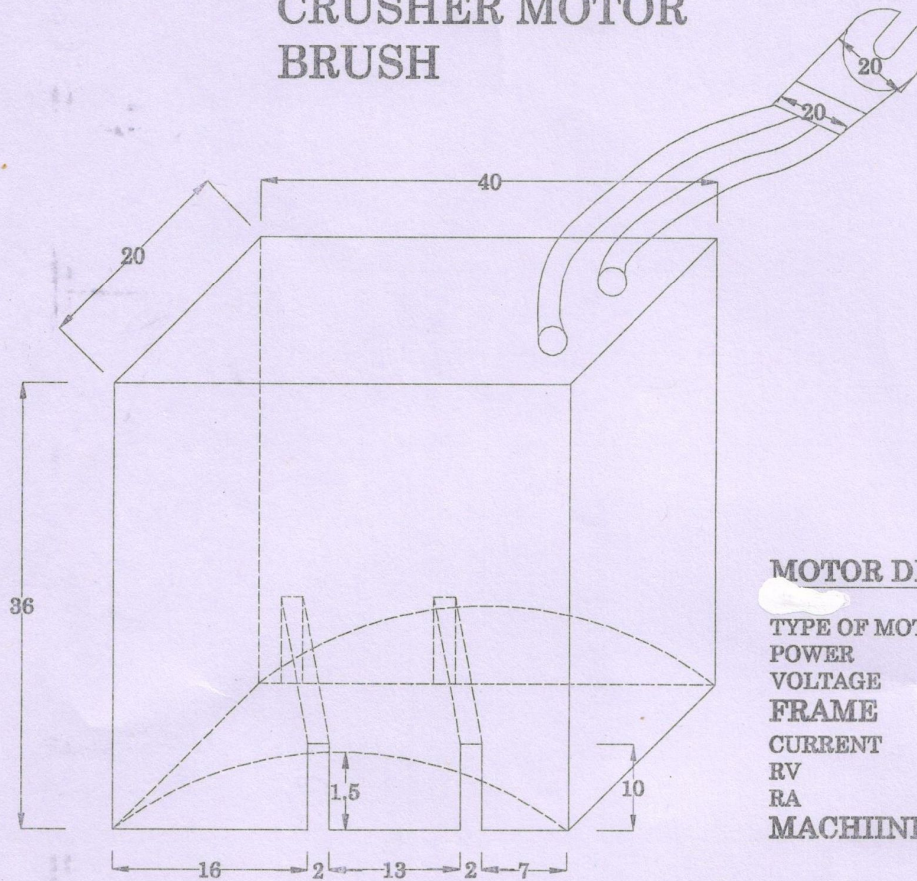
TOTAL QTY. 36 + 24 = 60 NOS. $\times 2 = 120 NOS$

ALL DIMENSION ARE IN MM

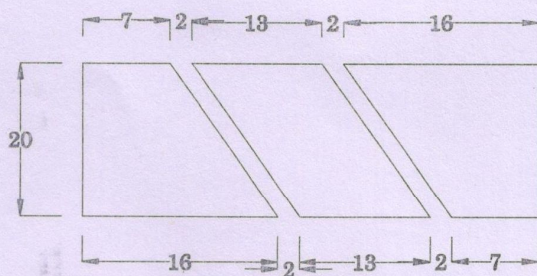
URANIUM CORPORATION OF INDIA LIMITED
 (A GOVT. OF INDIA ENTERPRISES)
 TUMMALAPALLE PROJECT, ANDHRA PRADESH

DRAWN BY :	MILL BRUSH	
CHECKED BY :		
APPROVED BY :		
NOT TO SCALE	DRWG.NO. : UCIL / TMPL / E / M.B. / 011	DATED : 31.01.1

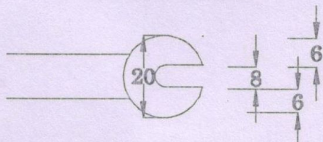
CRUSHER MOTOR BRUSH



ISOMETRIC VIEW



BOTTOM VIEW



MOTOR DETAILS OF CONE CRUSHER

TYPE OF MOTOR : SLIP RING INDUCTION MOTOR
 POWER : 220KW
 VOLTAGE : 415 \pm 10%
 FRAME : NDW355LX
 CURRENT : 412 AMPS (Δ)
 RV : 570 V
 RA : 245 A
 MACHINE NOS. : NADWZD 1234 TOP,
 NADWZD 1135 TOP,
 NADWZD 1136 TOP,
 NADWZD 1137 TOP.

BEARING DE / NDE - 6322 (FOR BOTH NDE & DE)

INSULATION CLASS - F

MOUNTING : HORIZONTAL FOOT

BRUSH : BE - 22

TOTAL QTY : 72 NOS. $\times 2 = 144$ Nos

ALL DIMENSION ARE IN MM

URANIUM CORPORATION OF INDIA LIMITED
 (A GOVT. OF INDIA ENTERPRISES)
 TUMMALAPALLE PROJECT, ANDHRA PRADESH

DRAWN BY :	CRUSHER BRUSH	
CHECKED BY :		
APPROVED BY :		
NOT TO SCALE	DEWG.NO. : UCIL / TMPL / E / C.B. / 012	DATED : 31.01.12